

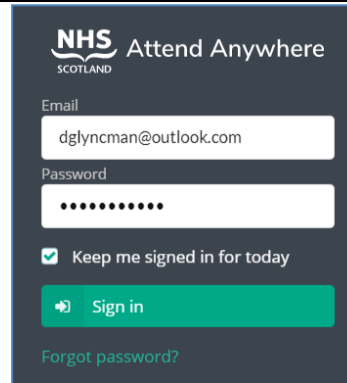
Log in to NHS Attend Anywhere

1



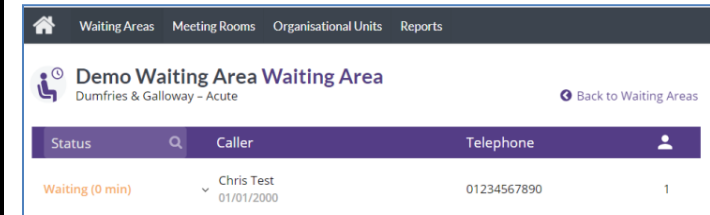
Open the 'NHS Attend Anywhere' or 'NHS Near Me' shortcut or open **Google Chrome** and go to <https://nhs.attendanywhere.com>

2



Enter your email address and password and tick 'Keep me signed in for today' Click 'Sign in'

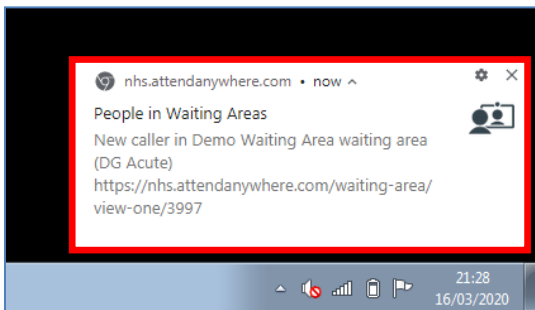
3



The waiting area is displayed. If the waiting area is not displayed, click on the waiting area name to open on screen. **Minimise** the waiting area and continue with other tasks.

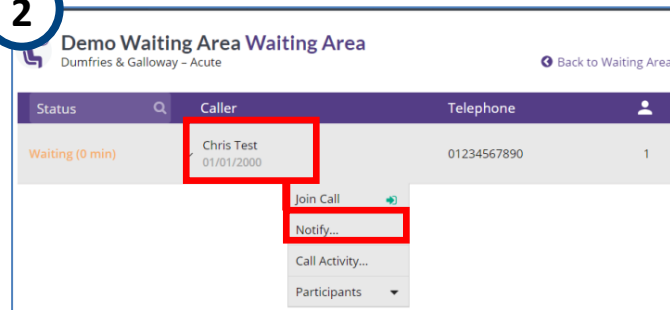
Monitoring people entering the waiting area

1



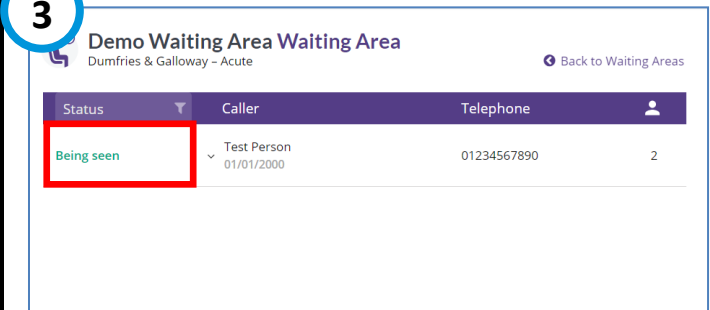
A **notification** that someone has entered the waiting area will appear at the bottom right corner of the desktop. **Click the notification** to return to the waiting area or **restore** the window from the taskbar.

2



If the person needs to be made aware of a delay in them being seen, click on the **person's name** and then click on **Notify** to send them a message that will pop up at the bottom of their screen.

3



The person's status will change to '**Being seen**' in **green text** once they have been collected by their clinician. **Minimise** the waiting area and continue with other tasks until the next person enters.