

# Summary Performance Report



July 2020

RAG	Time Period	Latest Figure Dumfries and Galloway	Comparison	Time Period	Previous Figure Dumfries and Galloway	Comparison	25 month trend
<b>Community Health and Social Care</b>							
E1.2 (LS) The number of people admitted as an emergency, people aged 18 or older							
↑	Jul 2020	1,132	1,265 (TT)	Jun 2020	975	1,265 (TT)	
E2.2 (LS) The number of bed days for people admitted as an emergency, people aged 18 or older, acute specialties							
↑	Jul 2020	9,102	10,535 (TT)	Jun 2020	8,303	10,535 (TT)	
E4 (LS) The number of bed days occupied by all people experiencing a delay in their discharge from hospital, per month, people aged 18 and older							
↑	Jul 2020	848	1,019 (TT)	Jun 2020	508	1,019 (TT)	
B21 (LS) Percentage of people who wait no longer than 4 weeks from referral to first appointment with the Allied Health Professional (AHP) Musculoskeletal (MSK) service							
↑	Jul 2020	24.6%	90.0% (T)	Jun 2020	16.8%	90.0% (T)	
F1 (LS) The number of hours of consultation time delivered through NHS Attend Anywhere each month (all settings including Primary Care and Outpatients)							
↑	Jul 2020	1344		Jun 2020	1163		

## Key

- We are meeting or exceeding the target or number we compare against
- We are within 3% of meeting the target or number we compare against
- We are more than 3% away from meeting the target or number we compare against

- ↑ Statistical tests suggest the number has increased over time
- ↔ Statistical tests suggest there is no change over time
- ↓ Statistical test suggest the number has decreased over time

- (S) The number we compare against is the result for Scotland
- (T) The number we compare against is a target set by the Scottish Government
- (TT) The number we compare against is an agreed Target Trajectory
- (LS) The result presented here is a Local Statistic calculated using data held in Dumfries and Galloway
- (OS) The result presented here is an Official Statistic provided by ISD Scotland

RAG	Latest Figure			Previous Figure			25 month trend
	Time Period	Dumfries and Galloway	Comparison	Time Period	Dumfries and Galloway	Comparison	

### Acute and Diagnostics

B4 (LS) Treatment Time Guarantee (TTG): People wait no longer than 12 weeks from agreeing treatment with the hospital to receiving treatment as an inpatient or day case

↓	Jul 2020	41.8%	84.0% (TT)	Jun 2020	55.6%	83.0% (TT)	
---	----------	-------	------------	----------	-------	------------	--

B6 (LS) 12 weeks first outpatient appointment: Percentage of people who wait no longer than 12 weeks from referral to first outpatient appointment

↑	Jul 2020	43.8%	95.0% (T)	Jun 2020	31.7%	95.0% (T)	
---	----------	-------	-----------	----------	-------	-----------	--

B7 (LS) Percentage of people who waited less than 6 weeks for diagnostic tests and investigations

↑	Jul 2020	71.7%	100.0% (T)	Jun 2020	66.2%	100.0% (T)	
---	----------	-------	------------	----------	-------	------------	--

B5 (LS) 18 weeks referral to treatment: The percentage of planned/elective patients that commence treatment within 18 weeks of referral

↓	Jul 2020	66.8%	90.0% (T)	Jun 2020	87.9%	90.0% (T)	
---	----------	-------	-----------	----------	-------	-----------	--

B19 (LS) Accident and Emergency waiting times: Percentage of people who wait no longer than 4 hours from arriving in Accident and Emergency to admission, discharge or transfer for treatment

↑	Jul 2020	95.1%	95.0% (T)	Jun 2020	94.5%	95.0% (T)	
---	----------	-------	-----------	----------	-------	-----------	--

E3 (LS) The number of people attending emergency department per month

↑	Jul 2020	3,379	3,852 (TT)	Jun 2020	3,066	3,852 (TT)	
---	----------	-------	------------	----------	-------	------------	--

B22 (LS) Dr led return tickets (beyond latest date at end of month)

↓	Jul 2020	8,293	3,500 (TT)	Jun 2020	8,552	3,500 (TT)	
---	----------	-------	------------	----------	-------	------------	--

B2(1)(LS) Cancer waiting time (part 1): The percentage of all patients diagnosed with cancer who begin treatment within 31 days of the decision to treat

↔	Jun 2020	100.0%	95.0% (T)	May 2020	100.0%	95.0% (T)	
---	----------	--------	-----------	----------	--------	-----------	--


B2(2)(LS) Cancer waiting time (part 2): The percentage of all patients diagnosed with cancer who were referred urgently with a suspicion of cancer who began treatment within 62 days of receipt of referral

↑	Jun 2020	91.4%	95.0% (T)	May 2020	82.8%	95.0% (T)	
---	----------	-------	-----------	----------	-------	-----------	--

RAG	Time Period	Latest Figure		Time Period	Previous Figure		25 month trend
		Dumfries and Galloway	Comparison		Dumfries and Galloway	Comparison	


### Mental Health

B11 (LS) Psychological therapies waiting times: Percentage of people who commence Psychological Therapy based treatment within 18 weeks of referral


↓	Jun 2020	57.7%	84.0% (TT)	May 2020	68.4%	83.0% (TT)	
---	----------	-------	------------	----------	-------	------------	---

### Women and Children's

B10 (OS) CAMHS waiting times: Percentage of young people who commence treatment for specialist Child and Adolescent Mental Health Services within 18 weeks of referral


↑	Jul 2020	76.7%	90.0% (T)	Jun 2020	82.8%	90.0% (T)	
---	----------	-------	-----------	----------	-------	-----------	---

E1.1 (LS) The number of people admitted as an emergency, people aged under 18

↑	Jul 2020	130	216 (TT)	Jun 2020	110	216 (TT)	
---	----------	-----	----------	----------	-----	----------	---

### Corporate Services

B18 (LS) Sickness absence rate: Proportion of hours lost to sickness absence amongst NHS Dumfries and Galloway employees

↑	Jun 2020	3.9%	4.0% (T)	May 2020	3.8%	4.0% (T)	
---	----------	------	----------	----------	------	----------	---

## Notes (1)

Indicator	Background
E1.2: Number of emergency admissions, people aged 18 or older	This indicator is reported to the national Ministerial Steering Group (MSG) every quarter. The desired trajectory has been agreed between the NHS Board, IJB and MSG.
E2.2 Emergency bed days people aged 18 or older	This indicator is reported to the national Ministerial Steering Group (MSG) every quarter. The desired trajectory has been agreed between the NHS Board, IJB and MSG.
E4: Delayed Discharges bed days lost	This indicator is a measure of the number of bed days that are occupied by people who have been assessed as appropriate to be discharged to another setting. It includes all hospital settings, acute, community, cottage and mental health and hospital to hospital transfers (which the national figures do not). These figures are for people aged 18 or over.
B21: AHP MSK 4 weeks	Allied Health Professional Musculoskeletal service. This is a combined measure for a range of professional groups, all supporting different aspects of the musculoskeletal service.
F1: NHS Attend Anywhere	The total number of hours of consultation delivered through NHS Attend Anywhere video consultations across Dumfries and Galloway. This total is for all settings including GP practices and outpatients.
B4: TTG 12 weeks	The Treatment Time Guarantee (TTG) is set out in 'The Patient Right's (Scotland) Act 2011' which places a legal requirement on health boards. Once planned inpatient or day case treatment has been agreed, the person must receive that treatment within 12 weeks. Scottish Government has issued boards with interim targets for TTG: 75% by October 2019; 85% by October 2020; 100% by March 2021
B6: Dr lead new outpatients 12 weeks	Not all outpatient clinics are led by doctors. This figure only includes doctor led clinics.
B7: Diagnostic 6 weeks	This is a combined result for key tests including upper gastro-intestinal endoscopy, flexible sigmoidoscopy, colonoscopy, cystoscopy, CT scans, MRI scans and non-obstetric ultrasound scans. An aspirational local target is set at 4 weeks.
B5: 18 weeks performance	The complete 18 week waiting times journey from referral to treatment is impacted by all the above partial segments of the 18 week pathways.
B19: Emergency Department 4 hours	This measure indicates the length of time people experience between arrival and discharge from the emergency department (ED). Boards have been asked to commit to bring performance back to the level at March 2017, which was a target of 92.2%
E3: Emergency department attendances	The management of the combined assessment unit (CAU) affects how activity seen in the ED is managed. This area is the focus of large scale redesign work supported by Scottish Government.
B22: Dr Led return tickets	This measure is about the efficient use of outpatient appointments.
B2(1): Cancer 31 days	This indicator is 1 of 2 Local Delivery Plan (LDP) Standards, chosen by the Scottish Government, that focus on the efficient delivery of support and treatment when a suspicion of cancer is raised. Due to the small numbers involved the monthly figures presented here are only intended as a very early indication of performance. Official statistics are published using quarterly rates, the variation from local to official figures is +/- 3%
B2(2): Cancer 62 days	This indicator is the second Local Delivery Plan (LDP) Standards, chosen by the Scottish Government, that focus on the efficient delivery of support and treatment when a suspicion of cancer is raised. Due to the small numbers involved the monthly figures presented here are only intended as a very early indication of performance. Official statistics are published using quarterly rates, the variation from local to official figures is +/- 3%
B11: Psychological Therapies 18 weeks	The 18 week waiting times journey from referral to the start of psychological therapy treatment. This information is taken from reports published by ISD Scotland.
B10: CAMHS 18 weeks	The 18 week waiting times journey from referral to the start of treatment by the Child and Adolescent Mental Health Service (CAMHS).
E1.1: Number of emergency admissions, people aged under 18	The national figures provided to MSG for children admitted as an emergency are approximately 13% higher than local figures as these include admissions that occur out of area. The desired trajectory has been agreed between the NHS Board, IJB and MSG.
B18: Sickness Absence	The proportion of days lost to sickness absence amongst NHS Dumfries and Galloway employees was 4.97%. The national target is 4% or lower.