

Dumfries and Galloway Local Child Poverty Action Report

Annual Report 2019/20 and Action Plan 2020-23

Content

1. Foreword
2. Background to Local Child Poverty Action Reports and Annual Reports
3. Background to the United Nations Convention on the Rights of the Child
4. Partnership and reporting arrangements
5. Participation and engagement arrangements
6. Drivers of Child Poverty and high risk groups
7. National context and progress 2019/20
8. Local context and progress 2019/20
9. Draft Action Plan for 2020-23 including the impact of COVID19.
10. Implementation and Monitoring of the Action Plan 2020-23

Appendix 1 - Analysis of the Dumfries and Galloway self-assessment against the Findings of the national Poverty and Inequality Commission

Appendix 2 - Action Plan for 2019/20 and progress

Appendix 3 - Data about the current position of child poverty drivers, high priority groups and Protected Characteristics in Dumfries and Galloway

Appendix 4 - Strategies and Plans that have contributed to tackling child poverty in Dumfries and Galloway in 2019/20

Appendix 5 - Draft Action Plan for 2020-23

Figures

1. UN Convention on the Rights of the Child relating to child poverty
2. Dumfries and Galloway children's services, child poverty and public protection planning structure
3. The Drivers of Child Poverty
4. The highest priority groups experiencing child poverty
5. Scottish Child Poverty forecast
6. DGC Budget allocations 2019-2022 that tackle child poverty
7. Projects determined by Participatory Budgeting in April 2019
8. Pupil Equity Fund 2017/18 - areas of curriculum spend – Primary and Secondary
9. Free School Meals Uptake
10. Skills Development Scotland – investment in Dumfries and Galloway
11. Benefits contacts and financial gains 2019/20
12. DGC Tackling Poverty Funding 2020/21
13. Free School Meals take up during COVID-19
14. Small Business Grants during COVID19

1. Foreword

We are pleased to present this second Annual Report on the Local Child Poverty Action Report which evidences the wide range of actions that we have taken over the last year to tackle the Drivers of poverty and mitigate their impact.

Significant achievements during 2018/19 include investment in employability projects; auto-enrolment for school clothing grants and Free School Meals; improved literacy and numeracy of children living in areas of multiple deprivation; and our engagement with parents, children, young people and those with lived experience of poverty. These improvements have been secured against a challenging national and UK economic position and are grounded in our commitment to the UN Convention on the Rights of the Child.

The Action Plan for the coming three years will undoubtedly be dominated by the COVID19 pandemic – we already know that those experiencing poverty have been hardest hit in the first Response stage; and it is clear from all forecasts that there will be a lasting impact that must be addressed in the ‘Recovery’ and ‘Restart’ stages. Prioritisation and flexibility, using evidence and engagement, will be key to getting this right, in particular maximising opportunities from new ways of working and delivering outcomes. In addition, the new South of Scotland Enterprise Agency, the Borderlands Inclusive Growth Deal and the refreshed Employability and Skills Partnership provide exciting opportunities for innovation and bold action.

Throughout our work, we must not lose sight of the broad vision of the first Anti-Poverty Strategy to tackle poverty in all its forms – financial poverty is an important focus but we need to ensure that we address poverty of opportunity and hope for this generation of children who are already coping with uncertainty about their education and health.

Local partners are unwavering and united in our determination to improve the lives of children living in poverty in Dumfries and Galloway and give them the positive future they deserve.

Jeff Ace
Chief Executive
NHS Dumfries and Galloway

Gavin Stevenson
Chief Executive
Dumfries and Galloway Council

2. Background to Local Child Poverty Action Reports

Children living in poverty are more likely to:

- have poor physical health
- experience mental health problems
- have low sense of wellbeing
- underachieve at school
- have employment difficulties in adult life
- experience social deprivation
- feel unsafe
- experience stigma and bullying at school.

The Child Poverty (Scotland) Act 2017 sets out the Scottish Government's statement of intent to eradicate child poverty in Scotland by 2030.

The subsequent national Child Poverty Delivery Plan 2018-2022, Every Child, Every Chance recognises that poverty is fundamentally about a lack of income. As a result, targets within the Act focus primarily on income measures, while the Delivery Plan actions are focused on increasing family incomes or reducing costs.

Although the greatest impact on child poverty will occur through nationally set policies and strategies, it is recognised that local agencies and communities have much to offer. As a result, the Act requires Local Authorities and Local Health Boards to jointly report, annually, on activities undertaken at a local level to further mitigate the impacts of child poverty.

The first Annual Reports were required by 30 June 2019. The Dumfries and Galloway Report for 2018/19 was endorsed by the Community Planning Partnership on 13 June 2019, with a requirement to develop a more focussed Action Plan; and it was formally agreed by Dumfries and Galloway Council (DGC) on 27 June 2019 and National Health Service (NHS)D&G Performance Committee on 2 September 2019.

In November 2019, the Poverty and Inequality Commission published their review of the first year's Local Child Poverty Action Reports(LCPAR). The review highlighted 22 recommendations for national and local partners to consider <https://povertyinequality.scot/publication/review-of-the-local-child-poverty-action-reports/>.(See Section 8.1 and Appendix 1 for information on our response to the review).

The region's Local Outcomes Improvement Plan (LOIP) has eight Outcomes, all of which are relevant to Child Poverty and the work in this Annual Report therefore contributes to the achievement of the LOIP. As food is identified as a key issue in our Child Poverty work, this Report also contributes to the achievement of the Outcomes of the Locality Plan on Food Sharing. [Dumfries and Galloway Local Outcomes Improvement Plan and Locality Plan 2017-2027](#)

3. United Nations Convention on the Rights of the Child

The United Nations Convention on the Rights of the Child (UNCRC) sets out the fundamental rights of all children and young people. The UK ratified the UNCRC in 1991.

The Scottish Government plans to legislate to incorporate the UNCRC into Scots law and is currently consulting about how best to do this as it believes that delivering the rights of children and young people as enshrined in the UNCRC is fundamental to making children's rights real and make Scotland the best place in the world to grow up.

From 1 April 2017, all public authorities must also report every three years on the steps they have taken to implement the UNCRC. The first reports are due in 2020.

Five of the 54 Articles have particular relevance to child poverty and therefore been embedded into this Annual Report and informed the future Action Plan.

Figure 1

UNCRC Articles relating to child poverty

Article 3: When adults make decisions, they should think about how their decisions will affect children. All adults should do what is best for children. Governments should make sure children are protected and looked after by their parents, or by other people when this is needed. Governments should make sure that people and places responsible for looking after children are doing a good job.

Article 6: Every child has the right to be alive. Governments must make sure that children survive and develop in the best possible way.

Article 12: Children have the right to give their opinions freely on issues that affect them. Adults should listen and take children seriously.

Article 26: Governments should provide money or other support to help children from poor families.

Article 27: Children have the right to food, clothing and a safe place to live so they can develop in the best possible way. The government should help families and children who cannot afford this.

Article 31: Every child has the right to rest, relax, play and to take part in cultural and creative activities

<https://www.unicef.org/media/60981/file/convention-rights-child-text-child-friendly-version.pdf>

4. Partnership arrangements in Dumfries and Galloway for the LCPAR

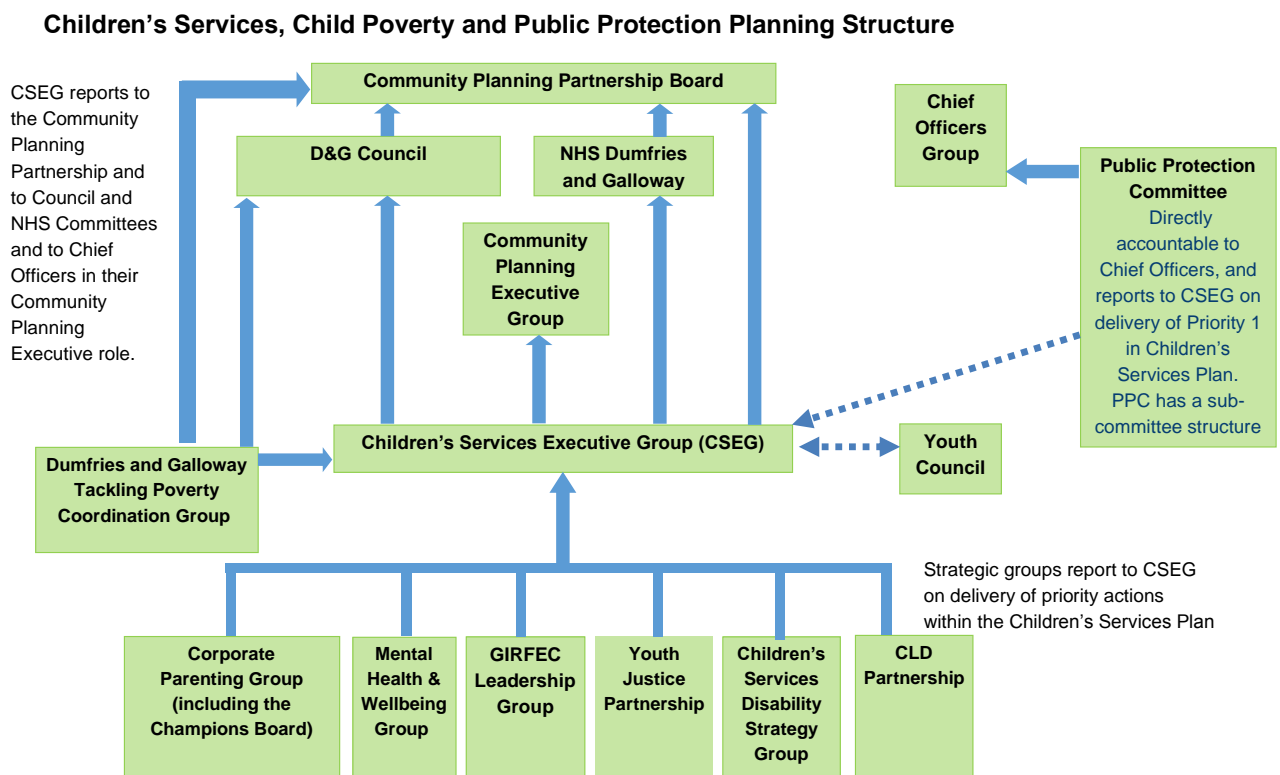
4.1 Children's Services Executive Group (CSEG) – this Group, chaired by the Director Skills, Education and Learning of DGC has responsibility for the development and monitoring of the LCPAR.

4.2 Community Planning Tackling Poverty Co-ordination Group – this Group, chaired by a volunteer representative, has remit to feed in views and advice about wider tackling poverty matters.

4.3 Community Planning Executive Group – this Group, chaired by the Chief Executive of DGC considered the annual report of the CSEG at its meeting on 15 May 2019 and highlighted the importance of focusing on the most vulnerable children and seeking innovative approaches to the challenges facing partners.

4.4 Community Planning Partnership Board – this Group, chaired by the Leader of DGC with the Vice Chair, the Chair of NHSD&G agreed the 2019/20 Action Plan at its meeting on 13 March 2020; endorsed the analysis of the national Review of LCPARs and the development of our focus on the UNCRC; and agreed the alignment of the LCPAR with the new Children's Services Plan.

Figure 2 Dumfries and Galloway Children's Services, Child Poverty and Public Protection Planning Structure



5. Participation and Engagement arrangements

During 2019/20 there have been significant developments in relation to our engagement with stakeholders who have an interest in child poverty and the forums now available for ongoing involvement around this agenda are set out below:

5.1 Engagement with families, children and young people

- The Council's new Parental Involvement and Engagement Strategy and Scheme of Establishment for parent Councils were agreed in September 2019 and provide a clear framework for engagement, detailing a wide range of different opportunities. <https://dumgal.gov.uk/article/17608/Parental-Involvement>

- The Champions Board and Listen2Us Group focus on care experience and involve care experienced young people working with senior officers of Dumfries and Galloway Council.

#WeCare is annual conference-style event organised by the Listen2Us group that focuses on providing opportunities for young people with experiences of care, aiming to build relationships between corporate parents and young people; and provide meaningful opportunities for young people to have their say on national or local initiatives. It also provides information and advice about support and finance available.

- An annual Youth Activism and Volunteer conference - #ROOTS2.0 - part of the legacy from Year of Young People, took place in October 2019.
- Our Youth Council was elected on 1 April 2019 and along with two Councillors for each of our 12 Wards, there are seven specialist Councillors for Additional Support Needs/Disabilities; Carers; Care Experienced; Ethnic Minority; Gypsy/Traveller; LGBT; and Parents; and four Members of the Scottish Youth Parliament. A joint Annual Meeting is to take place with both Dumfries and Galloway Council and The Community Planning Partnership Joint Board.
- The Council's Young People's Champion, Councillor Adam Wilson attends a range of events and supports activities and an Annual Report is submitted to Full Council. <https://dumfriesgalloway.moderngov.co.uk/documents/s20404/Young%20Peoples%20Champion%20Annual%20Report%20201819%20Final%20Appendix.pdf>

5.2 Engagement with partners

- Community Planning Equality and Diversity Working Group – this Group, chaired by members on a rotational basis, has the remit to feed in views and advice about equality issues, and focuses on the Protected Characteristics.
- At national level, we work with the Poverty and Inequality Commission which became a statutory body in July 2019; have supported the development of the new Public Health Scotland which came into being on 1 April 2020; and have links with the Child Poverty Action Group, the Poverty Alliance, the Improvement Service, COSLA, NHS Chairs and Chief Executives forums.

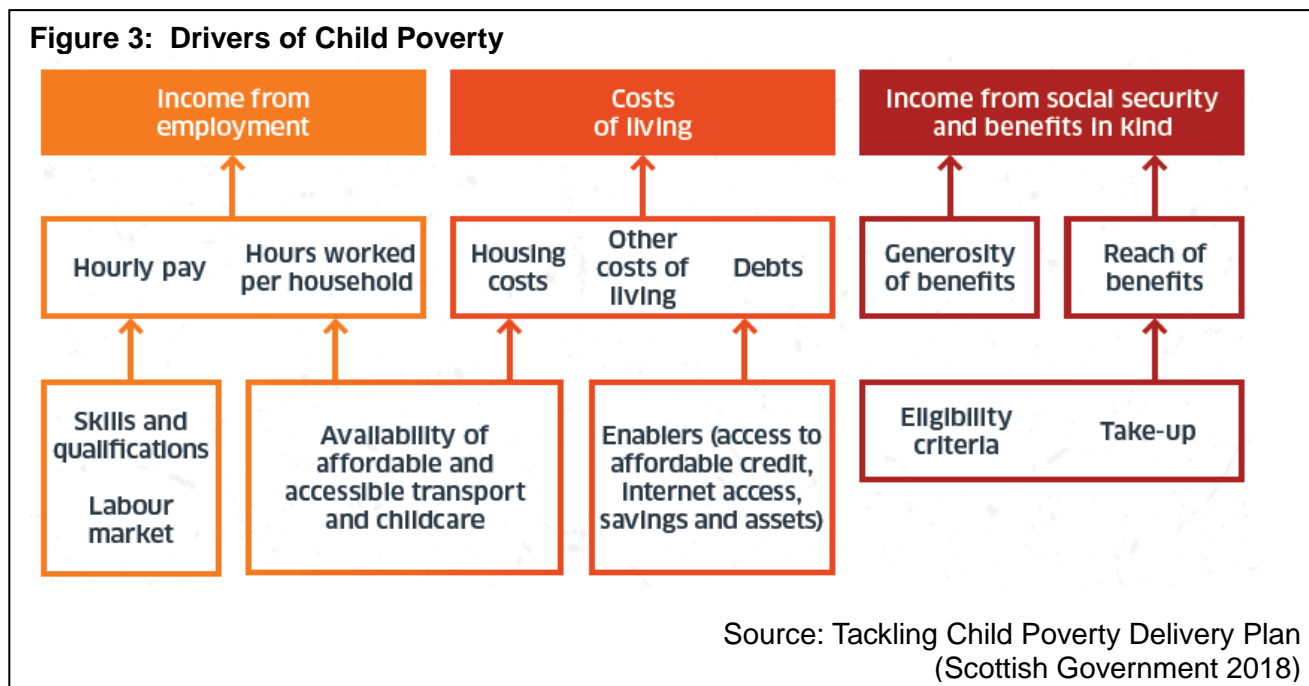
- During 2019, Third Sector Dumfries and Galloway established a new Forum made up of organisations working in children's issues. This Forum provides the opportunity for consultation and engagement; a platform for the development of new joint projects and initiatives; and the opportunity to highlight key concerns or areas of best practice.
- Trades Unions continue to make a strong contribution to this agenda, particularly the EIS with publication of 'Face Up to Child Poverty' in August 2019; ongoing work around the Cost of the School Day project; and support resources for poverty proofing schools launched in April 2020.

<https://www.eis.org.uk/Content/images/campaigns/poverty/EIS%20poverty%20Advice%20Booklet%20pageWEB.pdf>

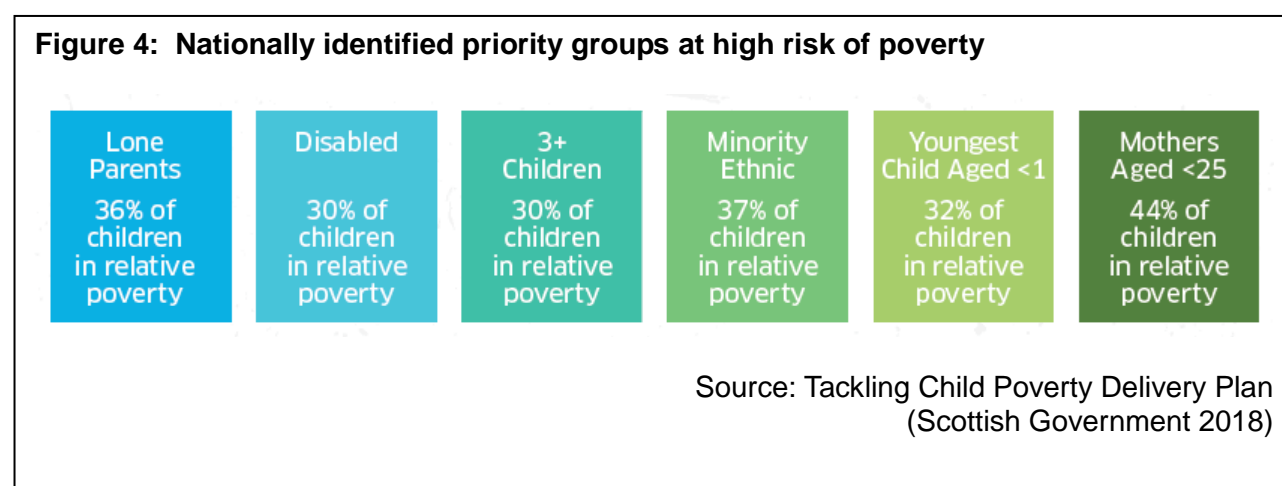
<https://www.eis.org.uk/Child-Poverty/PovertyPack>

6. Drivers of Child Poverty and high risk groups

6.1 The direct drivers of poverty fall in to three main categories – income from employment, costs of living and income from social security. The relationship of these drivers to wider thematic areas is summarised in **Figure 3** below.



6.2 The six priority groups identified at high risk of poverty are set out in **Figure 4**:



7. National Context and Targets

7.1 The Scottish Government has identified four key targets for child poverty by 2030:

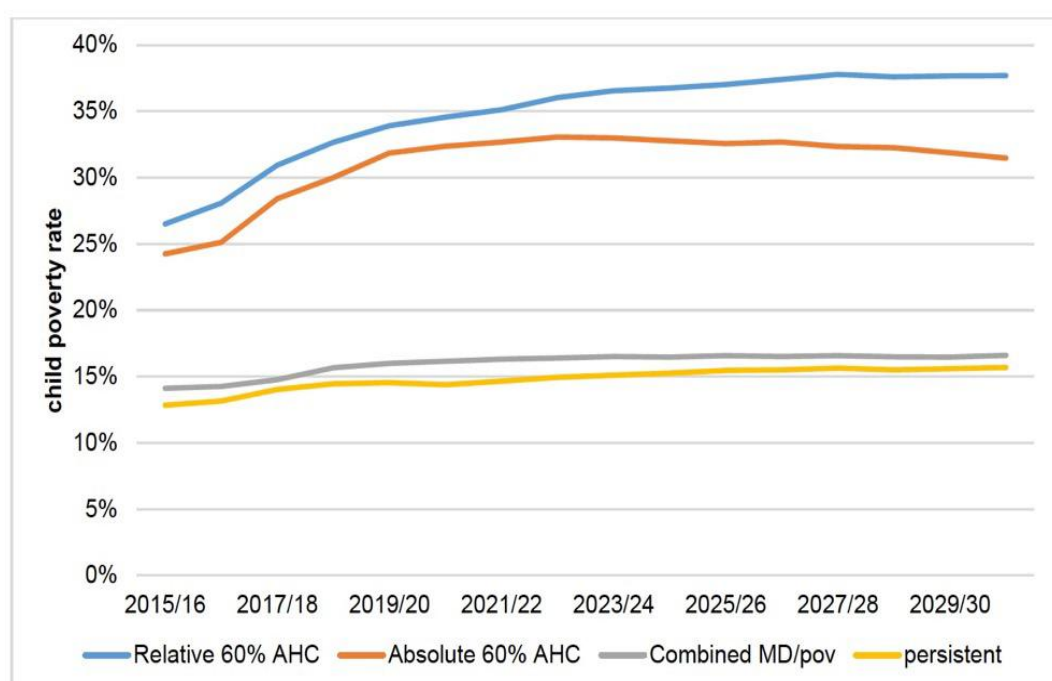
- less than 10% of children live in relative poverty (relative poverty is less than 60% of average UK household income for the year taking account of the size and composition of the household)
- less than 5% of children live in absolute poverty (absolute poverty is less than 60% of average UK household income for the financial year beginning 1 April 2010)
- less than 5% of children live in combined low income and material deprivation (low income is defined as less than 70% of average UK household income for the year, material deprivation is when families are unable to afford three or more items out of a list of basic necessities)
- less than 5% of children live in persistent poverty (persistent poverty is where a child has lived in relative poverty for three out of the last four years)

7.2 The most up to date national figures for these four measures are:

- In 2016/2017 an estimated 23% of children were in relative poverty
- In 2016/2017 an estimated 20% of children were in absolute poverty
- In 2016/2017 an estimated 11% of children were in combined low income and material deprivation
- In 2016/2017 an estimated 10% of children were in persistent poverty

7.3 Without intervention and mitigation at both a national and local level, it is forecasted that child poverty will increase across all four measures to 2030.

Figure 5: Child Poverty Rate Forecasts



Source: Tackling Child Poverty Delivery Plan (Scottish Government 2018)

7.4 Recognising the external factors likely to impact on child poverty and the significant gap between existing poverty levels and the 2030 targets, the Scottish Government has set the following interim targets to be achieved by April 2023:

- Less than 18% of children are in relative poverty
- Less than 14% of children are in absolute poverty
- Less than 8% of children are in combined low income and material deprivation
- Less than 8% of children are in persistent poverty.

7.5 The 'End Poverty group has recently published a report which states that child poverty in Scotland has increased by 3.6% over the last year (14.5% in 2018/19 18.1% in 2019/20) using data Before Housing Costs

7.6 The new national body Public Health Scotland came into being on 1 April 2020 and part of its remit is to promote the Public Health Priorities, agreed in November 2018:

- A Scotland where we live in vibrant, healthy and safe places and communities
- A Scotland where we flourish in our early years
- A Scotland where we have good mental wellbeing
- A Scotland where we reduce the use of and harm from alcohol, tobacco and other drugs
- A Scotland where we have a sustainable, inclusive economy with equality of outcomes for all
- A Scotland where we eat well, have a healthy weight and are physically active

The Priorities are intended to be a foundation for the Whole System Approach, for public services, third sector, community organisations and others, to work better together to improve Scotland's health, and to empower people and communities.

In addition to the Public Health Priorities, NHS Scotland have also published a set of Principles and Guidance for their organisations to use to inform local activities in collaboration with community planning partners which will help to mitigate the impact of welfare reform on health and NHS services, service users and employees (see <http://www.healthscotland.scot/publications/welfare-reform-nhs-outcome-focussed-plan>)

8. Local Context

8.1 Local assessment against the Commission Review

A local Self Assessment exercise against the findings of the Poverty and Inequalities Commission Review of the 2018/19 LCPARs was completed and is set out in **Appendix 1**. It shows that of the 18 recommendations that were for local action, we fully achieved 7, partly achieved 10 and only 1 was not achieved. The Report for 2019/20 has addressed the issues identified for improvement.

8.2 Progress in the 2019/20 Action Plan

The final Action Plan for 2019-2020 was agreed by the CPP Board on 13 March 2020 and the progress in its implementation is detailed in **Appendix 2**. It evidences that of the 19 Actions, 7 were fully achieved; 9 were partly achieved; 2 were not achieved; and data is not yet available for 1.

8.3 Current position of the Drivers in Dumfries and Galloway

Appendix 3 sets out evidence about our region's current position in the three Drivers of Child Poverty, high priority risk groups and Protected Characteristics. From our analysis of this evidence elsewhere in the report, the key messages about the position in 2019/20 in relation to the three Drivers are as follows:

Income from employment

- *Current strategies and plans generally improved the availability of employment and training opportunities for Priority Groups, but we are still below the Scottish average for disabled people and minority ethnic people's employment*
- *The quality of jobs in our region, including zero hours contracts and Living Wage is still a challenge*

Costs of living

- *The costs of the school day have been reduced, including through the use of Pupil Equity Fund e.g. for school trips; and the removal of pupil contributions for home economics and technical subjects*
- *Eligibility and auto-enrolment for Free School Meals and School Clothing Grants has increased the number of families receiving support*
- *Partners are continually refreshing policies and eligibility criteria to secure free or reduced-price access to services and events*
- *There are still challenges about the costs of transport, fuel and food, particularly in remote rural areas, but a series of projects and investments have made a positive difference in reducing bills*

Income from social security and benefits in kind

- *National developments, such as the new Carers Allowance have been taken up by D&G families*
- *We are maximising our entitlement to Benefits*
- *Partners actively promote and support children and families to access sources of funding*

8.4 Contributions of other Plans and Strategies

Appendix 4 sets out the Strategies and Plans and associated projects and investment that contributed to our LCPAR over the last year. Significant contributions where resources were invested were as follows:

8.4.1 The Anti-Poverty Strategy Action Plan

(i) In February 2017, the Council allocated £250k of the Tackling Poverty Budget of 2017/18 to be determined by Participatory Budgeting to meet the Findings of an Evaluation, undertaken with Third Sector Dumfries and Galloway (TSD&G)

The allocations were made in spring 2018 and detailed in last year's LCPAR. The outcomes reported in November 2019 highlighted that the monies had assisted with:

- Combating loneliness and social isolation caused by poverty
- Supporting individuals in crisis
- Access to affordable transport
- Food Insecurity
- Increasing incomes and reducing costs
- Reaching our most vulnerable and isolated within our communities
- The stigma of poverty
- Building resilience in young people to deal with financial pressures and other forms of poverty.

(ii) Funding was allocated by Dumfries and Galloway Council in February 2019 for the coming three years for a range of projects and services that will address some of the drivers and mitigate some of the impacts of child poverty as set out in **Figure 6** below.

Figure 6 DGC Budget allocations 2019-2022 that tackle child poverty

Project	2019/20 £	2020/21 £	2021/22 £
Credit Union Development	50	50	50
Taxicard Scheme	50	50	50
Distribution of Crisis Grants	260	260	260
School clothing grants	100	100	100
Employability	394	394	394
Increased Learning Support Provision & Building Capacity	100	100	100
Economic Inclusion Project	490	-	-

(iii) The budgets for some key services were mainstreamed into Service budgets for 2019/20, having received initial funding from the Tackling Budget in previous year(s) - the Cost of Home Economics and Technical Design Classes £195,000 per annum; Holiday Food Programme £200,000; and the Free Sanitary Products in Schools Project is now supported through funding from the Scottish Government.

(iv) The Council allocated £250k of the Tackling Poverty Budget of 2018/19 to be determined by Participatory Budgeting. This allocation was decided by the Steering Group to be for 'Making Ends Meet' with a focus on child poverty.

Figure 7 Projects from 2018/19 DGC Tackling Poverty Budget, determined by PB in April 2019:

Project Name	Organisation	Amount Awarded
No Barriers	Kate's Kitchen	£20,000
First Base Emergency Network	The First Base Agency	£6,680
Richer Lives	The Langholm Initiative	£20,000
Parent and Child Social	Langholm Playcare Ltd	£12,120
Grub Club	Lochside Community Association	£20,000
First Base Emergency Network	The First Base Agency	£16,800
Lochside is Families Together	Lochside is Families Together	£20,000
Equal Futures @ The Usual Place	Inspired Community Enterprise Trust Ltd	£11,980
Digital Connections	Learners Together	£16,020
Grow our Own - Community Support Project	Summerhill Community Centre	£10,000
ADS Community Café Coordinator	Alcohol & Drugs Support Southwest Scotland	£17,737
Aberlour Intensive Family Support	Aberlour Childcare Trust	£8,000
Move on Up	The IT Centre – Castle Douglas	£11,100
Stewartry Community Shop	The Furniture Project (Stranraer)	£1,323.00 (partial)
Teas, Tots and Tales	Teas, Tots & Tales – Stranraer	£875
Certificated Courses	Learners Forum	£2,280
Creating Affordable Meals (CAM)	Learners Forum	£696.30
Whithorn & District Community Bus	Whithorn Primary School Parent Council	£20,000
On the Road to Opportunity	Whithorn Youth Club	£20,000
Duke of Edinburgh - An Award For All	Dumfries Duke of Edinburgh	£4,388.70

(v) Area Committees were also allocated £200k for 2019/20 to fund projects that tackle the specific poverty challenges in their localities. The grants were agreed for 45 organisations/projects in September/October 2019 and included services and projects relating to transport, food, IT, play, music, sports and heritage.

8.4.2 Children's Services Plan

The Priorities of the Children's Service Plan for 2017-2020 were:

1. We will ensure that children and young people are safe and free from harm
2. We will ensure children and young people get support at the earliest appropriate time through prevention and early intervention
3. We will improve the wellbeing and life chances of our most vulnerable children and young people
4. We will work to reduce or remove barriers so that all children and young people have equality of opportunity
5. We will deliver the best possible health and wellbeing for all children and young people
6. We will raise attainment and be ambitious for all children and young people

The progress made in our 2017-20 Children's Services Plan has included:

- Our involvement in the Scottish Government's Realigning Children's Services programme and the findings from the Wellbeing surveys
- Engagement and consultation with children and young people.
- Findings and lessons from Initial and Significant Case Reviews
- Audit and self-evaluation activities
- A self-evaluation of our corporate parenting approaches
- National and local priorities
- Engagement with third sector organisations via the Third Sector Children and Young People's Forum

8.4.3 Pupil Equity Funding (PEF)

As part of the Scottish Attainment Challenge Programme for 2017/2018, the Scottish Government committed Pupil Equity Funding (PEF) of £1,200 for each child in Primary 1 to Secondary 3 (or equivalent) who was eligible for free school meals. Schools in our region received £2,881,200 in 2017/18; and £2,972,570 in 2018/19.

Areas of spend at the latest available data are as follows:

Figure 8 Pupil Equity Fund Spend by Curricular Area – Primary and Secondary 2017/18

Total	Literacy	Numeracy	Health and Wellbeing	Unknown	Balance
£2,881,200	£268,691	£145,281	£715,287	£1,338,625	£413,316
100%	9.33%	5.04%	24.83%	46.51%	14.3%

Key Outcome

- Improved Health and Wellbeing - confidence, self-esteem and resilience
- Increased physical activity and wellbeing
- Alleviation of financial barriers for identified children and young people – e.g. funding for uniforms, home learning kits, school trips.
- Improved attainment in literacy and numeracy
- Increased participation, engagement in learning and curricular access
- learning resources, PE kit bags, funded music tuition for individual children/young people and provision of stationery.
- Increased engagement and access to local facilities, local community groups, activities and events opportunities and experiences in social and life skills
- Increased access to a range of holiday activity programmes, pre-nursery clubs and parenting initiatives
- Increased engagement with parents, families and collaboration with partners
- Developed skills for life and work through digital technologies e.g. iPad provision
- Attainment gap remains concerning –a 50% gap between attainment levels of those in deciles 9 and 10 and those in decile 1. More coordinated identification of key vulnerable groups to allow focused and better targeted support and collective interventions is needed; and improved systems for capturing and using data to improve attainment and ambition for vulnerable groups

https://www.dumgal.gov.uk/media/20368/Education-Annual-Report/pdf/Dumfries_and_Galloway_Education_Annual_Report_2018.pdf?m=636700217186700000

8.4.4 Free School Meals (FSM); Clothing Grants; and Holiday Food programmes

- Auto-enrolment for school clothing grants for pupils receiving FSM was introduced during 2019/20.
- Improvements to the school meals range (Globetrotter menu); ability to deal with special dietary needs for medical or cultural reasons; online payment; and promotion including through social media were all approved in November 2019.

Figure 9 FSM D&G uptake – latest available figures 2017/18

School Ages	% D&G Uptake	% Scottish average Uptake
Primary 1-3	88.4%	79.6%
Primary 4-7	85.3%	84.4%
Total Primary 1-7	87.8%	80.5%
Secondary	70.6%	72.8%

The Primary 1–3 uptake has a marginal increase at 88.4% with the Scottish average at 79.6%. This uptake placed Dumfries and Galloway Council 2nd out of the 32 Scottish Authorities

The data figures highlight a decrease in (paid and free) school meals uptake by 3.7% to 52.%. This uptake places Dumfries and Galloway Council 12th out of the 32 Scottish Authorities.

- The approach to Holiday Hunger was changed in November 2019 to include activities as well as food provision. This new model of delivery also ensured that there has been free holiday food provision and activities for P1 to P6 children entitled to FSM in every ward since October 2019 and was delivered in the October, Christmas and February school holidays 2019/2020. This new model of delivery has seen a 34% increased uptake by children and young people.

8.4.5 Regional Economic Strategy (RES)

The current RES promoted the Living Wage and directed investment from the Council and Scottish Government Town Centre Funds. The creation of the South of Scotland Regional Economic Partnership with investment in a range of projects across D&G and Scottish Borders of £10M; continuing work of the South of Scotland Alliance and Forum; and creation of the Borderlands Inclusive Growth Partnership meant there was continued investment in projects that will support employment across the region and also set a new context for our economic agenda that will further develop in the next LCPAR.

8.4.6 Employability and Skills

Skills Development Scotland (SDS) and other partners continued to make progress in a number of different programmes including No One Left Behind, Modern Apprenticeships and the Parental Employability Support Fund (which is specifically targeted at the six high Priority Groups detailed in Figure 4).

Figure 10 Skills Development Scotland – investment in Dumfries and Galloway

Nature of support	Amount
Local partnership projects	£2,693,000
Modern apprenticeship cost plus recruitment incentives, based on the apprentice's postcode	£1,737,000
Workforce and employability training costs, based on participant postcode	£4,430,000
Specific industry and employer projects	£251,000
Travel aid support for trainee	£4,681,000

<https://www.skillsdevelopmentscotland.co.uk/media/46297/sdsspend-dumfries-and-galloway-1819.pdf>

In the NHS, employability actions have focused on promoting NHS career opportunities and pathways into NHS employment via a range of activity including open day recruitment sessions for nursing staff, working closely with local higher and further education establishments in order to offer work placements, volunteering opportunities and where possible employment opportunities.

8.4.7 Play

The Council invested £500k in 2017/18 for the development of Inclusive Playparks at Stair Park, Stranraer; McJarrow Park, Lockerbie; and Catherine Street, Dumfries and all now fully opened. Funding in 2018/19 was allocated to a further four Parks now finalising construction; Douglas Park, Newton Stewart Kirkland Drive, Kelloholm; Market Hill, Castle Douglas; and Newington Leisure Centre, Annan.

8.4.8 Other local grants and funding sources

Dumfries and Galloway Council actively promotes opportunities for pupils, young sportspeople and athletes to get financial assistance for these activities; and other sources for families e.g. the Armed Forces Fund which supports families in stress <https://dumgal.gov.uk/article/15243/Financial-support-for-education>

School Transport Policy – updated in November 2019

<https://dumfriesgalloway.moderngov.co.uk/documents/s17564/School%20Transport%20Policy%20Report.pdf>

70.3% of all the free Youthbeatz tickets in 2019 (39,228 attendees) were for Dumfries and Galloway residents

8.4.9 Social Security Scotland

Young Carers Grants of £300 for each 16-18 year old and Best Start Food Benefits were introduced during 2018/19.

8.4.10 Homes and housing

The Fuel Poverty (Targets Definition and Strategy)(Scotland) Act 2019 was introduced and it defines a household to be in fuel poverty if more than 10% of its net income (after housing costs) is required to heat the home and pay for other fuel costs, with not enough money left for a decent standard of living. If more than 20% of net income is needed, the household is defined as being in extreme fuel poverty.

The most recent SHCS estimates that based on these definitions, 28% of households in Dumfries and Galloway (25% nationally) are living in fuel poverty. This includes 16% (12% nationally) in extreme fuel poverty. The Home Energy Efficiency Programmes for Scotland – Area Based Scheme for 2019/20 saw £2,063,30 invested particularly in rural properties; and whole streets in Annan Dumfries and Stranraer, selected due to their SIMD status. This is the sixth year of investment, reducing fuel bills by an estimated £11.7M.

8.4.11 Financial Wellbeing and support

The NHS Staff Working Well Strategy includes actions on financial inclusion for staff. This includes providing information for staff e.g. information on Credit Unions, welfare benefits. Work has also been undertaken to support staff financial wellbeing, with information on universal credit and available sources of support for staff experiencing money worries being made available

There has been substantial work undertaken to improve links between money advice and support services and health services. This has led to a greater number of referrals to support services and substantial financial gains for families living in Dumfries and Galloway

For 2019/2020 the number of referrals/client contacts and client financial gains resulting from NHS Dumfries and Galloway referrals are:

Figure 11 Benefits contacts and financial gains 2019/20

Service Provider	Number of referrals/client contacts	Client financial gains (£)	Financial gains (£) per referral/client
Dumfries and Galloway Council Financial Inclusion Assessment Team	313	114,980	368
Dumfries and Galloway Citizens Advice Service	292	240,578	824

Referrals and average financial gain have increased between 2018/2019 and 2019/2020 for all services. This could be the result of improved detection of need and/or increasing levels of financial needs.

Working with the Children and Young People Improvement Collaborative, Health Visiting staff and Dumfries and Galloway Citizens Advice staff have participated in an Improvement Practicum which has focused on reviewing and enhancing the processes for referral to financial and welfare advice. This has resulted in a more robust referral pathway, development of e-referrals and improved arrangements for feedback loops between the referring organisation and recipient service provider.

Referral rates from maternity and health visiting services into Money Advice service are continuing to increase and there is every likelihood that one of the impacts of COVID19 will be more people seeking financial and welfare advice. In essence, demand for money advice services is increasing at a time of static or decreased funding.

8.4.12 Best Start Strategy

The Best Start initiative has been rolled out for maternity and neonatal care. The relevant aspect of this work for child poverty is that women experience real continuity of care and carer, across the whole maternity journey, with vulnerable families being offered any additional tailored support they may require.

8.4.13 Other support

For the first time at the Youthbeatz Festival in 2019, there was a collection for items for foodbanks – 48,200 items were distributed to three local groups; and Council Communities Directorate staff prepared Christmas Hampers for distribution by community food providers.

9. Action Plan for 2020 - 23

In line with the decision of the CPP Board for closer alignment of the Children's Services Plan and this LCPAR, it is proposed that the Action Plan is for three years. The following issues have contributed and will influence the finalisation of the next Action Plan.

9.1 Anti-Poverty Strategy review and development of new approach; and funding for 2020/21

DGC has agreed the allocation of Tackling Poverty funding for 2020/21 as undernoted, retaining some of the funds to be determined when the longer-term priority issues arising from COVID19 are known.

Figure 12 DGC Tackling Poverty Funding 2020/21

Project/service area	£000
School clothing grants	100
Taxicards	70
Poverty and deprivation research	30
Tackling Poverty Reference Group and Co-ordination Group	10
Welfare and Housing Options Support Team	55
Community Transport	70
To be determined by Area Committees	200
To be determined by Participatory Budgeting	200
Unallocated	355
Total	1,090

£200k of Tackling Poverty Funding from 2019/20 Council Budget was allocated to Projects that address:

- Rural isolation particularly rural transport
- Fuel poverty
- Food and eating
- Financial Planning and Wellbeing Courses
- Developing hands on experience and new life skills through employment, peer group engagement and volunteering

The voting took place in March-April 2020 and there were 52 successful projects that will be implemented during the coming year.

<https://www.dumgal.gov.uk/article/17630/Participatory-Budgeting-Your-Community-Your-Money-You-Decide->

9.2 New Children's Services Plan 2020 – 2023

The new Plan was endorsed by the CPP Board at its meeting on 13 March 2020 and gives a commitment to continuing to drive forward prevention and early intervention; recognising the need to move away from crisis driven responses. It highlights that the relationship between poverty and vulnerability is better understood at both national and local levels, and the new Plan identifies poverty as a key priority area and sets out the steps that the partners will take to address this important issue.

The proposed new Children's Service Plan Priorities for 2020-23 are:

1. Children and young people are safe and free from harm
2. The life chances and outcomes for care experienced children and young people improve
3. The impact of poverty on children and young people is reduced
4. The mental health and wellbeing of children and young people improves
5. Children and young people with complex needs and disabilities are enabled to reach their potential
6. How we support parents and carers to meet the needs of their children and young people improves.

9.3 Pupil Equity Funding

The D&G allocation for 2020/21 is £2,883,480. Schools will develop their proposed use of the allocation, in consultation with parents, pupils and partners over the coming months

9.4 1140 hours early years childcare

The projects for the expansion of early years childcare provision for eligible children; and flexibility to fit the nursery and school days have been extended from the original due date of August 2020. We currently have 19 school nurseries, 10 funded providers and 29 childminding services offering over 1140 hours to over 1100 children.

9.5 Joint DGC and DG Youth Council Action Plan

The proposals in the draft Joint Action Plan are being developed by Council officers, in liaison with Committees, and decisions will be taken as soon as practicable. There will be a progress report to the next Joint meeting in February 2021.

<https://dumfriesgalloway.moderngov.co.uk/documents/s21517/Minute%20Appendix.pdf>

9.6 10,000 Voices Research

Key Findings were:

If they are not planning to stay in our region, the top three reasons our young people would leave are: 1.travel 2.study 3.work

The key questions relating to LCPAR and UN Convention Rights: (Scores out of maximum 1=awful 7=excellent)

Score	Question
4.25	There is an active local economy and the opportunity to access good-quality work
5	I can access a range of space with opportunities for play and recreation
4	I feel able to take part in decisions and help to change things for the better
3.5	Opportunities for young people to develop innovative projects and businesses and work within their local area
4.75	The homes in my area support the needs of the community
3.75	Opportunities to engage in activities focussed on culture and the arts (performance, production, heritage)

The top five issues affecting young people:

1. Bullying
2. Diet and body image
3. Mental health
4. Smoking
5. Transport

We have been awarded almost £250k from the Scottish Government's Investing in Communities Fund for a youth led Participatory Budgeting exercise for projects to address the top three issues from each Ward.

<https://dumfriesgalloway.moderngov.co.uk/documents/s8071/Dumfries%20and%20Galloway%20Youth%20Council%20and%20Findings%20from%2010000%20Voices%20-%20Appendix.pdf>

<https://dumfriesgalloway.moderngov.co.uk/documents/s21115/10000%20Voices%20in%20Action%20-%20Young%20Peoples%20Participatory%20Budgeting.pdf>

9.7 South of Scotland Regional Economic Plan and Dumfries and Galloway Regional Economic Strategy (RES)

The creation of the South of Scotland Enterprise (SoSE) Agency on 1 April 2020 also sees the establishment of a new South of Scotland Regional Economic Partnership which will drive forward economic regeneration for the South of Scotland. The D&G RES currently contains commitments for issues that contribute to the Child Poverty Drivers, particularly Living Wage, and is overseen by the D&G Economic Leadership Group.

9.8 Borderlands Inclusive Growth Deal

The themes of this partnership agreement across the south of Scotland and north of England are: Place and Destination; Energy; Digital, Business Infrastructure; Natural Capital and there is a total programme budget of £394.5M.

9.9 South of Scotland Regional Skills Investment Plan 2019-22

The RSIP was published in September 2019 and the Action Plan has six themes, all of which contribute to the Child Poverty Drivers:

- Improving access to education, skills and training
- Better meeting the skills needs of all employers
- Growing and developing the workforce
- A region for young people
- Creating a culture of enterprise and innovation
- Future proofing the skills system

<https://www.sosep.co.uk/downloads/file/22/regional-skills-investment-plan>

The refreshed Dumfries and Galloway Employability and Skills Partnership, established in early 2020, has a remit that includes the strategic development of employability and skills provision in Dumfries and Galloway; identifying and maximising impacts of shared funding; delivering on No-one Left Behind (NOLB) and recommendations from Developing Scotland's Young Workforce. It is to produce an Action Plan for our region. The decision for the UK to exit the EU will require different programmes over the coming years.

9.10 Equality Outcomes

DGC, NHSD&G, Integration Joint Board, SoSE and SDS will be developing their new Equality Outcomes during 2020/21, which are to be agreed by 31 March 2021.

9.11 Play

The CPP Board agreed at its meeting on 13 March 2020 to sign the Play Charter for Scotland in recognition of its contribution to the physical and mental health of children; and the second round of the Inclusive Play projects of the Council are due for completion this year. Annan Playpark has also been successful in securing £33,750 from the Council's Regionwide Coastal Communities Fund for further development work

9.12 Project 155

From 2016 to 2041, the population of Dumfries and Galloway is projected to decline by approximately 7,700 people. Equating to a five per cent decrease, this contrasts with the projected growth rate for Scotland of five per cent over the same period. Therefore, the CPP Board agreed at its meeting on 13 March 2020 to develop a project to increase the Dumfries and Galloway population to increase our working age population. Initial work has begun to map trends and link into Scottish Government work.

9.13 Homes and housing

D&G has been allocated £2,118,95 for 2020/21 for the HEAPS ABS programme and the focus on remote rural households, and whole streets in Annan, Dumfries and Stranraer has been continued. The Wheatley Group has a battery storage system for tenants that enables cheaper energy costs

<https://dumfriesgalloway.moderngov.co.uk/ieListDocuments.aspx?CId=579&MId=5078&Ver=4> (Item 14C)

9.14 Other approaches

The draft Cultural Strategy includes a focus on enabling local cultural community and school activities to be more accessible to all groups; and the approach to our Major Events and Festivals sees events having an element of free access.

9.15 Impact of COVID19 pandemic

The implications of the COVID19 pandemic are going to have a significant impact on child poverty throughout the duration of our next Action Plan. There are a number of pieces of research already underway to inform the position and provide evidence for focussed actions including the following:

National level

9.15.1 Parliamentary Inquiries

The UK and Scottish Parliaments are conducting Inquiries into Equalities and disadvantaged groups. Emerging issues for the D&G response are: people in every Protected Characteristic group have been impacted by COVID19 and mental health is a particular issue for minority groups especially disabled people, minority ethnic, young and older people.

9.15.2 National local government analysis

The Improvement Service research has identified the impact of COVID19 pandemic on child poverty as follows:

- i. Children already living in poverty are likely to experience a greater impact of COVID 19, with potential for child poverty to become more ingrained. For already vulnerable families, the situation is likely to further compound family stress and trauma.
- ii. The number of children now likely to experience poverty will increase as a result of either temporary or longer-term loss of family income. This in turn will create additional demand on a range of public services including housing, childcare, rights and advice services.
- iii. Without concerted effort, the inequality between children with and without digital resources and other supports is likely to deepen.
- iv. Local bodies should prepare for more children becoming eligible for priority 2 places in nurseries and higher numbers eligible for clothing grants, free school meals and other supports targeted at children. There will also be increased demand from families for support from the Scottish Welfare Fund. It is important for local authorities to consider what more they can do to ensure families in need access the support available and make the best use of increased funding available to them to support families e.g. embedding advice services within childcare and school settings, developing financial inclusion pathways etc.
- v. Local authorities should consider how the value of existing supports might be increased to help meet the additional pressures low income families are facing – e.g. school clothing grant, free school meals

- vi. Local authorities and others should work to prioritise key activity which will enable and support economic recovery and ensure that the decisions they take are informed by the impact on children in or at risk of poverty.
- vii. Focusing on the key drivers of poverty and building on the work done to prepare the Local Child Poverty Action Report should support plans for preventing and mitigating the impact of higher levels of child poverty.

(Improvement Service Coronavirus: Considering the Implications for Child Poverty: Supporting local authorities and health boards to consider what steps they can take to respond effectively)

9.15.3 National survey of families

- The Child Poverty Action Group launched two surveys on 1 May 2020 aiming to understand how families across the UK are experiencing school closures, particularly when living on low incomes.
 - Initial Findings published already indicate that the three main issues are: Money worries; Access to resources such as laptops, stationery, or a printer; and the emotional impact on children (absence from people networks) and parents (home schooling). The two things that have helped most are: good communication from schools; and getting laptops or tablets lent to pupils by their school
- <https://cpag.org.uk/sites/default/files/files/Parents%20and%20children%27s%20experiences%20of%20school%20closures%20-%20latest%20survey%20findings%2020%20May%202020.pdf>

Local issues

9.15.4 Free School Meals (FSM) and Holiday Food Programme

DGC exercised its discretion and gave automatic entitlement to FSM for any family registering for Council Tax benefit. This added 375 additional pupils. Choice was also offered (cash payment; vouchers; food boxes delivered) and we currently have 85% take up. Funding from the Council's £0.89M allocation from the Scottish Government Food Fund has offset some of the additional costs of £960k.

Figure 13 Free School Meals take up during COVID19 (as at 22 May 2020)

	Number of children and young people registered
Primary (including nursery)	2230
Secondary	1359
Total	3589
Option 1: Home Delivery of Food Pack	884
Option 2: Collection of Food Pack from School Childcare Hub	9
Option 3: Direct Payment to family of £17.50 per week (£2.50 per child per day)	3071
Total	3,964
Total Number of Free School Meals Provided during COVID-19	149,903
Total number of cash payments made during COVID-19	8,248

Holiday Food Programme

The arrangements for Holiday Food provision are changing for 2020/21 and the future. The planned community provision scheduled for Easter holidays 2020 could not be delivered and Council food boxes were made available. The findings of an Evaluation will determine the future arrangements which is planned to include options, including Direct Cash Payments.

9.15.5 Food insecurity

In addition to the provision of children's lunches through the FSM arrangements, families have been able to access food boxes from community food providers for children's other meals. The costs of this additional demand have been offset by some of the Council's allocation of monies from the Scottish Government Hardship Fund, currently an allocation of £800,000 for food purchase, meal preparation and volunteers' PPE and expenses, and £100,000 for Fareshare registrations.

9.15.6 Homes and Housing

£255k of the Hardship Fund has been allocated for temporary accommodation and a rent deposit Scheme; and £55k for energy costs.

9.15.7 Connectivity

Already 52 laptops have been made available to secondary school pupils, 37 to Primary school pupils and 47 to Through Schools and 100 reconditioned desktop devices are in progress to support home schooling; and an allocation of £10k has been made available to families for wifi and smartphones.

9.15.8 Business Support

Funding from the Scottish Government is being made available to employers, and self-employed people to assist them through the COVID19 crisis. This is in the form of grants and loans with DGC and SoSE also providing financial and other support including:

- a full year's 100% non-domestic rates relief for retail, hospitality and leisure;
- £10,000 grants for small businesses in receipt of the Small Business Bonus Scheme Rural Relief, Nursery Relief, Disabled Relief or Business Growth Accelerator;
- £25,000 grants for hospitality, leisure and retail properties with a rateable value between £18,000 and £51,000;
- 1.6% relief for all properties, effectively freezing the poundage rate next year;
- £2,000 grants for the newly self- employed;
- hardship fund for tourism, leisure and hospitality businesses

Figure 14 funding made available for small businesses as at 5 June 2020

Number of small business grants	Value of grants	Number of applications	Scottish Government allocation
3501	£36.7M	4114	£51.2M

9.15.9 Employability support

SDS and other partners are promoting and adapting their support for individuals in accessing employment. In particular My World at Work programme; the Partnership for Employment support where businesses are facing closure; career education and Next steps programme. A partnership toolkit is also to be available. The Wheatley Group (DGHP) has a number of programmes including Modern Apprenticeship and a Pledge which sees a wage incentive for any employer taking on unemployed people who live in their homes or receive care services.

9.15.10 Debt

£10k of Hardship Funding has been allocated to D&G Citizens Advice Services to assist families with complex debt problems; and the Council suspended its debt recovery until June 2020.

9.15.11 Other Scottish Government COVID19 funding support for poverty

The Scottish Government allocated an additional £1.2M to Dumfries and Galloway for increased applications to the Scottish Welfare Fund; funding for the provision of sanitary products to tackle Period Poverty; and there has been an increase in applications to the Council Tax Reduction Scheme.

9.15.12 Draft Action Plan

A high level draft Action Plan for 2020 - 23 is attached at **Appendix 5**. Given the significant volume of research currently being undertaken, and the changing circumstances that will affect all contributors and aspects of the Plan, the CSEG will need to develop the detail over the coming months.




10. **Implementation and Monitoring**




The Action Plan for 2020-23 will be progressed and monitored through the bodies set out in Figure 1 with an Annual Report to the Council and Health Board for approval as required by the Act; and also to the Integration Joint Board and the CPP Board for endorsement - while the Dumfries and Galloway Integration Joint Board remit is focussed on health and social care for adults and older people, it is recognised that work with families crosses agencies; and work on Realigning Children's Services analysis means that it is appropriate for it to be involved.







Update reports to the Community Planning Partnership Board will also be provided on a quarterly basis, as the LCPAR is identified as one of the key Strategies supporting the Local Outcomes Improvement Plan.






**Poverty and Inequality Commission’s Review of the Local Child Poverty Action Reports 2019
Dumfries and Galloway self-evaluation response of our 2018/19 Plan against
the Commission’s recommendations**


Key  Achieved  Partly met  Not met

The Commission’s Recommendation		Status	Self Evaluation Response
1	Local authorities and health boards should consider how they can better involve people with direct lived experience. They should ensure that people’s voices are heard and helping to shape agendas. There are many organisations and community groups that could help with this and local authorities and health boards should look to make use of these resources.		Current opportunities to hear from people with direct lived experience include through the Tackling Poverty Co-ordination Group, Parent Councils and Third Sector organisations. We will explore further opportunities to engage with lived experience.
2	The national partners group should consider what more they could do to support the involvement of people with lived experience. They could also investigate why the support offered in the guidance is not being taken up.	n/a	National Recommendation.
3	The Cabinet Secretary could single out authorities that have provided detailed engagement work involving people with direct lived experience as “exemplars” whose practice can be drawn on as a route to continuous improvement. Having the Cabinet Secretary do this would show the importance attached to this aspect of the reports.	n/a	National Recommendation.
4	Chief Executives of local authorities and health boards should make clear their commitment to tackling poverty.		The Chief Executives of the Council and NHS have evidenced a strong and sustained commitment over a number of years to tackling poverty through the LOIP; the Council’s Strategy; and regular dialogue with the TP Co-ordination Group. One additional demonstration could be the inclusion of a statement from both officers in the Annual Reports.
5	Future reports should provide more of a rationale for including different plans, strategies and reports and also evidence of how linking these		The rationale for including different plans, strategies and report was referenced within the

The Commission's Recommendation	Status	Self Evaluation Response
together is leading to efficiency savings.		2019 plan (for example CSP, Public Health Plan and Anti-Poverty Plan). Greater emphasis is required on employability and housing plans. Currently there are no links to the efficiency savings.
6 There is scope to improve how partnership working is reflected in future reports. The Commission recommends that local authorities and health boards consider their approach to partnership working and how they can better reflect it in next year's reports.		Whilst acknowledging that there are a number of partners involved, it is recognised that within large organisations (NHS, Council), there may be partnerships that could be advanced, such as Family Nurse Partnership, Community Learning and Development, Maternity Services, Housing and Employability and Skills.
7 We encourage all local authorities and health boards to think about the following: <input type="checkbox"/> Are they working with the right partners? The guidance included a list of potential partners and we would suggest that all local areas revisit this list to determine if they are working with the right partners. In particular, local partners should ensure they are working with the third sector and also the private sector. <input type="checkbox"/> How can the reports best set out the collaborations in place and how these are working and resourced? What partnership working has enabled local areas to do which they wouldn't have been otherwise able to do? What have the outcomes and benefits been?		The Children's Services Executive Group, which has responsibility for the Child Poverty Action Reports provides an annual report to the CP Executive Group and through it to the CPP Board, on its performance, membership and work plan. Every CP partnership is supported to review its arrangements on this annual basis, using best practice toolkits. A focus on the specific involvement of partners supporting the development of the Child Poverty Action Plan is seen to be beneficial.
8 The national partners group should consider what they can do to support the area of partnership working. This could involve highlighting areas which are demonstrating a strong approach to partnership working and sharing the learning from this.	n/a	National recommendation.
9 Some local areas were better than others at setting out relevant data and using this to measure progress. The Commission recommends that local authorities and health boards could review their use of data – in particular identify national surveys which provide local level data, consider how they can use their local surveys, and make better use of academic evidence		The 2019/20 plan has identified local data as a key priority to enable future planning and prioritisation of actions. Dumfries and Galloway Council agreed that child poverty data should be provided at Ward level, when it agreed the first



The Commission's Recommendation	Status	Self Evaluation Response
(e.g. from What Works Scotland). The national partners group could also consider what they could do to support this.		Child Poverty Action Plan annual report.
10 Local partners should consider the presentation of their action plans carefully and ensure that they provide sufficient information across all aspects mentioned in the guidance. They could also consider whether they have any actions that they feel are particularly important and share these as case studies to facilitate the sharing of good practice.		The first Dumfries & Galloway Action Plan for 2019/20 was a working document which was developed through a partnership approach, taking account of shared priorities and actions, often which existed also in other plans. The presentation will evolve as our planning arrangements develop and reflect the advice and direction from the CPP Board.
11 Local authorities and health boards should examine the list of actions and consider whether they are taking all of these actions. If not, they should consider including any they are not yet undertaking.		The Action Plan will review all activity as required.
12 Local authorities and health boards should ensure that they are adequately articulating how actions contribute to tackling poverty.		The CPP Board gave advice and direction about the future Action Plans making this explicit and so our future Action Plans will take this approach.
13 Local authorities and health boards should consider whether they are taking these actions which create the right conditions for tackling poverty.		Although we have taken an approach to only include those actions directly related to the drivers of child poverty, we also acknowledge the wider social and environmental determinants which impact on people's lives. An example could be transport and IT infrastructure.
14 The action plans should remain focused on actions which directly tackle poverty. Recognising that other actions are important, they could be included in a separate table.		We will continue to focus on the actions which tackle poverty while also recognising the wider social and environmental impacts of work across the partnership.
15 Where appropriate, the action plans should do more to articulate why priority groups are the targets of particular actions.		Our 2018/19 Plan and Report did not articulate why priority groups were targeted. We will focus on this as an area for improvement and engage with diversity groups about Protected Characteristics




The Commission's Recommendation	Status	Self Evaluation Response
16 Action plans could be clearer around who is taking the lead in delivering actions and the roles played by any supporting organisations.		A Lead service was included in our 2018/19 Plan and Report. We will continue to include this going forward. It is acknowledged that not every partner who contributes can be listed but broad examples were given and roles and responsibilities were stated within the narrative.
17 There is scope for the approach to evaluation and monitoring progress to be improved. The guidance is comprehensive here and we are aware of efforts being made to support this work. Therefore, the Commission recommends that the national partners group explore the barriers to good evaluation and consider what more they could do to support this area.	n/a	National Recommendation.
18 The Commission recommends that actions to support pregnant women in particular are highlighted and if these are not included in this year's action plans then there should be work to ensure they are in next year's.		Whilst a number of actions related to pregnant women, we recognise the need to focus on vulnerable pregnant woman. Links will be made to the Children's Services Plan 2020-23 which includes peri-natal mental health as a focus.
19 The Commission recommends that local partners take time to understand how close they are to taking the right actions and whether they are addressing all of the aspects the Commission has looked at.		The Children's Services Executive Group has reflected on these recommendations and will submit a Self Evaluation Report to the Community Planning Partnership Board. This will ensure that Plans we develop and take forward are informed by the Commission's findings.
20 The Commission also suggests that the national partners group develops a good practice depository. We saw examples of good actions being taken around the country and this would be an ideal way of sharing that. Local partners should contribute to this and also make good use of the knowledge that is shared.		We will contribute to and access national practice through this depository and use it to inform our planning processes.
21 Local partners should use the recommendations in this report to understand where they need to improve for next year. At the very least, they should focus on the three areas the Commission has highlighted as		A development session will be arranged across the partnership for early 2020, which will aim to bring partners together to engage and further




The Commission's Recommendation		Status	Self Evaluation Response
	priorities.		refine the actions and reporting, in line with the recommendations of the Commission. External facilitation will be sought and wider representation across the Community Planning Partnership invited.
22	The national partners group should work with local partners to understand the challenges and barriers in producing the reports. They could further consider whether there is additional support they could provide to local partners to help ensure the reports better reflect the guidance.		To support the progression of our Plan, we will invite national partners from the Poverty and Inequalities Commission to the development session.




Dumfries and Galloway Child Poverty Action Plan 2019/2020 Progress Report



RAG Key  Complete  In Progress  Delayed



Action		Policy Driver* Priority Group**	Delivered by	Policy Link	Performance Measure	Intended Outcome	Progress to March 2020	RAG Status
1	Provide a shared and detailed breakdown of poverty data by Ward across Dumfries and Galloway	1, 2, 3 1, 2, 3, 4, 5, 6	D&G Council, NHS Dumfries & Galloway (NHS D&G)	D&G Council Plan	12 x monthly reports	Improved data available, shared and being used to develop further action	Ward breakdown is provided monthly over a number of factors. Information is shared with partners	
2	Identify appropriate data sources for priority groups	1, 2, 3 1, 2, 3, 4, 5, 6	D&G Council, NHS D&G	D&G Council Plan, H&SCP Strategic Plan, NHS D&G Equality Outcomes	Ongoing monitoring of data regarding: 1. Lone parent families 2. Families which include a disabled adult or child 3. Larger families 4. Minority ethnic families 5. Families with a child under 1 year old 6. Families where the mother is under 25 years of age	Improved data available, shared and being used to develop further action	A large amount of data is currently available from the funds we administer and this is shared with partners The monthly data provided will be expanded to include these factors	




Action		Policy Driver* Priority Group**	Delivered by	Policy Link	Performance Measure	Intended Outcome	Progress to March 2020	RAG Status
3	Explore and scope opportunities to work with children and families to enquire about financial wellbeing	1, 2, 3 1, 2, 3, 4, 5, 6	Education & Learning	Education Plan	Exploration and scoping of opportunities to work with children and families to enquire about financial wellbeing complete	Opportunities for enquiring about financial wellbeing identified and examples of good practice shared	Support through the work of the DGC Financial Inclusion Team and the Social Work Intensive Family Support project.	
4	Review the transport costs and provision for children and young people	2 1, 2, 3, 4, 5, 6	D&G Council (Communities)	D&G Council Plan	Review of transport costs and provision complete	Understanding of transport costs and provision used to inform further action around transport	Local work on possible reduced/free fare schemes was undertaken. The Scottish Government Budget 2020/21 includes the delivery a National Concessionary Travel scheme offering free bus travel for 18s and under. The Scottish Government will undertake work on design and due diligence with a view to introducing such a scheme in January 2021	
5	To provide information and training to staff in contact with vulnerable families on	1, 2, 3 1, 2, 3, 4, 5, 6	D&G Council, NHS D&G	Education Plan	Information developed and training delivered and evaluated	Improved staff knowledge and information on ELC shared with vulnerable families	Not yet delivered.	

Action		Policy Driver* Priority Group**	Delivered by	Policy Link	Performance Measure	Intended Outcome	Progress to March 2020	RAG Status
	Early Learning and Childcare (ELC) Provision							
6	Establish new Automatic Registration system for Free School Meals and Clothing Grants	2, 3 1, 2, 3, 4, 5, 6	D&G Council	Education Plan	New automatic registration system developed and in use	Increased in number of children receiving free school meals and clothing grants	This is largely in place. The reuse of DWP data is an issue. This has been raised with the DWP/COSLA and Scottish Government	
7	Review Council Tax reduction thresholds	2 1, 2, 3, 4, 5, 6	D&G Council	D&G Council Plan	Review completed on Council Tax reduction thresholds	More applications for Council Tax Reduction from eligible families	Council Tax Reduction is a national scheme governed by regulations as laid by the Scottish Government. Take up activities take place regularly	
8	Explore opportunities to provide welfare advice services in identified GP Practices	1, 2, 3 1, 2, 3, 4, 5, 6	NHS D&G and GP clusters	Transforming Primary Care Programme/General Medical Service (GMS) Contract	Number of referrals to support services Additional income gained from health referrals	Increased financial gains for individuals and families Improved quality of life and mental health gains	Welfare advice for the under 60s is part of our commissioned service with Dumfries & Galloway Citizens Advice Service (DAGCAS) In order to expand current provision early discussions with GP Clusters in Nithsdale and Wigtownshire and DAGCAS has resulted in an interest to deliver additional services where demand is identified. This	

Action		Policy Driver* Priority Group**	Delivered by	Policy Link	Performance Measure	Intended Outcome	Progress to March 2020	RAG Status
							action will be taken forward in 2020/2021	
9	Ensure clear referral pathways to Income Maximisation Services as part of social prescribing models are in place	1, 2, 3 1, 2, 3, 4, 5, 6	NHS D&G	Transforming Primary Care Programme	Pathway in place and consistent approach to referral being adopted	Increased financial gains for individuals and families Improved quality of life and mental health gains	As part of social prescribing referral routes to DAGCAS have been implemented. As part of the referral pathway feedback mechanisms are in place	
10	Embed the Financial Inclusion Pathway within appropriate NHS services e.g. Health Visiting and Maternity Services	1, 2, 3 1, 2, 3, 4, 5, 6	NHS D&G	Health Scotland -Mitigating the Impact of Welfare Reform outcome Focused Plan	Pathway in place and consistent approach to referral being adopted	Increased financial gains for individuals and families Improved quality of life and mental health gains	Work has progressed with Health Visiting teams and DAGCAS to formalise referral pathways. This work has been completed under the auspices of the National Children and Young People Improvement Collaborative Financial Inclusion Practicum. Work is now focusing on ensuring feedback loops between partners are robust	
11	Develop arrangements to replicate the <i>Financial Wellbeing</i>	1, 2, 3 1, 2, 3, 4, 5, 6	NHS D&G	NHS D&G Working well Strategy	Feedback evaluation from staff	Improved quality of life and mental health gains for staff	Information on the Financial Wellbeing Workforce Initiative has been shared between the Council and NHS This information has	

Action		Policy Driver* Priority Group**	Delivered by	Policy Link	Performance Measure	Intended Outcome	Progress to March 2020	RAG Status
	<i>Workforce Initiative</i> within NHS Dumfries and Galloway					Increased productivity and better patient outcomes	been included in workforce updates and features on internal web pages	
12	Work with partners to deliver a programme of awareness raising and training which supports use of the Child Poverty Impact Assessment Tool within stakeholder organisations	1, 2, 3 1, 2, 3, 4, 5, 6	NHS D&G and partners	Tackling and reducing inequalities and health inequalities	Number of sessions delivered /number of participants Evidence of Impact Assessments being completed	Increased financial gains for individuals and families Improved quality of life and mental health gains	Work within the NHS and across the H&SCP has focused on continuing the embedding of the Integrated Impact Assessment. In 2020/2021 work will focus on supporting specific services to pilot use of the Child Poverty Impact Assessment Tool	
13	Develop web based financial inclusion information for staff on NHS Dumfries and Galloway's intranet site	1, 2, 3 1, 2, 3, 4, 5, 6	NHS D&G	Health Scotland - Mitigating the Impact of Welfare Reform outcome Focused Plan	Web based information complete and available to staff Number of hits to sub-section of intranet	Increased financial gains for individuals and families Improved quality of life and mental health gains	Information on financial support has been promoted on the Intranet as part of ad hoc news items. There is now a requirement to provide permanent information on financial inclusion/wellbeing the intranet	

Action		Policy Driver* Priority Group**	Delivered by	Policy Link	Performance Measure	Intended Outcome	Progress to March 2020	RAG Status
14	Deliver Poverty Awareness training to NHS and HSCP staff groups who have face to face contact with families, parents and vulnerable young people	1, 2, 3 1, 2, 3, 4, 5, 6	NHS D&G in partnership with D&G Citizens Advice	Health Scotland - Mitigating the Impact of Welfare Reform outcome Focused Plan and D&G Council Anti-Poverty Strategy	Number of staff trained in Poverty Awareness Evidence of staff confidence to raise money/work issues with patients/client	Increased financial gains for individuals and families and improved quality of life and mental health gains	Delayed	
15	Children have early access to increased hours of Early Learning and Childcare provision	1, 2 1, 2, 3, 4, 5, 6	Education and Learning	Education Plan	1140 hours of Early Learning and Childcare is available to children across Dumfries and Galloway	Increased uptake of ELC hours from eligible families	Targeted take up campaigns take place with identified families before every annual intake	
16	Provide high quality education throughout the Broad General Education and Senior Phase and support establishments to narrow the outcomes gap for	1, 2 1, 2, 3, 4, 5, 6	Education and Learning	Education Plan	The poverty-related attainment gap is reduced on all core measures as reported from Local Government Benchmarking Framework	Targeted interventions are impacting positively on the attainment and achievement of identified children and young people	Specific information on the individual groups is yet to be advised.	-

Action		Policy Driver* Priority Group**	Delivered by	Policy Link	Performance Measure	Intended Outcome	Progress to March 2020	RAG Status
	disadvantaged groups							
17	Reduce the Cost of the School Day	2 1, 2, 3, 4, 5, 6	Education and Learning	Education Plan and D&G Council Youth Priorities	Outcome reports of all projects delivered with funding	Costs associated with school are reduced	Costs of certain subjects have been removed; PEF allocations covered the costs of school trips and materials; and the	
18	<i>Skills and Employability</i> Young people are supported to move into positive and sustainable destinations post school. See detail in CLD partners plan	1, 3 1, 2, 3, 4, 5, 6	D&G Council and partners	Community Learning and Development Plan D&G Council Anti-Poverty Strategy No-one Left Behind	Number of young people who move into positive and sustainable destinations	Outcomes and life chances for our most vulnerable will improve Young people with additional support needs are moving into positive and sustainable destinations post school Increase in qualifications and reduction in Job Seekers Allowance claimants	Employability Coordination Groups operate across all school to identify young people in need of additional support. Partners work with the young person to agree next steps. Moved to online / remote support. In response to predicted increase in young people needing support due to Covid-19 impact a Youth Guarantee programme is being developed jointly by DYW, ESS and SDS, supported by Education.	
19	<i>Parental Engagement</i>	1, 2, 3	Education and Learning	Education Plan	Number of parents engaged in PEEP	Parents are better	Parental Engagement and Involvement Strategy and	

Action		Policy Driver* Priority Group**	Delivered by	Policy Link	Performance Measure	Intended Outcome	Progress to March 2020	RAG Status
	Implementation of PEEP programme to support parental engagement in areas of deprivation	1, 2, 3, 4, 5, 6				equipped to support early learning and progress towards developmental milestones of children accessing ELC	Parent Council Scheme agreed	

Data, Case Studies and Personal Testimonies about Child Poverty Drivers, Priority Groups and Protected Characteristics in Dumfries and Galloway

Part 1 – High level statistical evidence about the drivers of child poverty

Part 2 – High level statistical evidence about the high priority groups and other statistics

Part 3 – Other high-level statistical evidence relating to child poverty in Dumfries and Galloway

Part 4 - Case studies and personal testimonies

The following have been identified as useful data sources of which either directly or indirectly relate to child poverty

Scottish Public Health Information for Scotland

(https://scotland.shinyapps.io/ScotPHO_profiles_tool/)

<https://www.gov.uk/government/collections/family-resources-survey--2>

Scottish Household Survey – published October 2019

<https://www.gov.scot/publications/scotlands-people-annual-report-results-2018-scottish-household-survey/>

<https://www2.gov.scot/Resource/0054/00548564.pdf>

Scottish Indices of Multiple Deprivation – published January 2020

<https://www.gov.scot/publications/scottish-index-multiple-deprivation-2020/>

Scottish Welfare Fund statistics – published December 2019

<https://www.gov.scot/publications/scottish-welfare-fund-statistics-update-to-31-december-2019/>

Dumfries and Galloway Children's Services Plan 2018/19 Annual Report

<https://dumgal.gov.uk/media/20360/Children-s-Service-Plan-Annual-report-2018-2019/pdf/Joint-Annual-Report-Dumfries-Galloway-CS-Plan-2018-19.pdf?m=637188410091030000>

Skills Development Scotland

https://www.skillsdevelopmentscotland.co.uk/media/46350/1101_msw-winter-2020_dumfries-and-galloway.pdf

<https://www.skillsdevelopmentscotland.co.uk/media/46086/dumfries-and-galloway-rsa-infographic.pdf>

<https://www.skillsdevelopmentscotland.co.uk/media/45943/dumfries-galloway.pdf>

<https://www.skillsdevelopmentscotland.co.uk/media/45943/dumfries-galloway.pdf>

<https://www.skillsdevelopmentscotland.co.uk/media/46128/dumfries-and-galloway-rsa-summary-report.pdf>

Child Poverty Action Group

<https://cpag.org.uk/file/4912/download?token=ytkETSII>

Part 1 - Drivers of child poverty

Earnings

- Dumfries and Galloway average earnings £457
- Scotland average earning £543

Skills and qualifications

- 33% of adults have no qualifications (27% Scotland)
- 94% of school leavers enter a positive destination
- 60% of school leavers enter higher or further education
- 30% of school leavers enter employment/training or voluntary work

Accessible transport

- 44% of children live in rural areas (23% accessible rural, 21% remote rural)

Childcare

- Total of 4,034 childcare funded places
- 551 places taken by children in SIMD 5 datazone (most deprived)

Food insecurity and food costs (D&G Citizens Advice Service research)

- In some areas are paying up to 55 per cent more for the same items than people a few miles away
- In general, those in the poorest and the most rural areas are paying more than those in the better-off urban areas

Internet access

- 22% of households do not have internet access
- 25% of people do not make personal use of the internet

Debt, savings and assets

- 42% of all households identified as living in fuel poverty

Benefits

- 13% of working age adults are in receipt of benefits
- Total number in receipt of benefits is 11,670
- 16% of children identified as living in low-income families
- 16% of children identified as living in low-income families

Part 2 – High Risk Priority Groups

Lone parents in Dumfries and Galloway

- 3,864 lone parent households of which 37% are not in employment

Disabled children in Dumfries and Galloway

- 191 children aged under 16 years of age identified as having a physical disability
- 122 children aged under 16 years of age identified as having a long term learning disability

Families with more than 3 children In Dumfries and Galloway

- 2,160 families of 3+ children, 14% of all families (15,205)

Minority ethnic in Dumfries and Galloway

- Total of 1,873 people of ethnic minority (1.2%) in Dumfries and Galloway
- Of this total 600 are children

Youngest child aged under 1 year in Dumfries and Galloway

- 1,198 families/single parent families where youngest child is under one year of age (figure derived from ONS data for number of births 2018)

Mothers aged <25

- 450 mothers aged under 25 years of age

Part 3 - Other High Level Statistics relating to Child Poverty in Dumfries and Galloway

Rurality and deprivation

- 44% of children live in rural areas
- 13% of young people live in the most income deprived quintile

Young Carers

- 300 Carers aged under 16 years of age

Looked After Children

- There are 439 Looked After Children

Homeless

- 10% of homeless applications involve children

Housing

- 33% of households with children fail to meet the Scottish Housing Quality Standard

Child Poverty by Electoral Ward in Dumfries and Galloway

The End Child Poverty (ECP) group's most recent statistics are for 2018/19. It should be noted that these figures are based on the Ward areas prior to the last Boundary Commission Boundary Changes which were completed in May 2017

Mid Galloway	37%
Abbey	22%
Annandale East and Eskdale	25%
Stranraer and North Rhins	34%
Annandale North	25%
North West Dumfries	36%
Wigtown West	34%
Nith	17%
Lochar	16%
Castle Douglas and Glenkens	28%
Mid and Upper Nithsdale	28%
Annandale South	25%
Dee	32%

Part 4 - Case Studies and Personal Testimonies

Case Study 1: Welfare and Housing Options (WHO) Support Team

Single parent with 4 children all born prior to 02/04/2017. Customer referred by Homeless Team as customer had rent arrears of £2197 and imminently due in court. Discussion with Housing Benefit Team resulted in a back payment of £2128.01 and an ongoing award of £65.35 per week. A home visit was then conducted by the WHO and Homeless officers who noted improvements to the living environment were required and supported a Community Care Grant of £249.90. A direct debit to pay the 2019/2020 Council Tax was arranged and as a result previous years Council Tax arrears were put on hold to allow her to pay without being pursued for more debt than she could manage. An award value of £1580.45 to the customer. Prior to the WHO Team support, the customer had been suffering from stress and anxiety and this had badly affected her mental wellbeing. With rent arrears cleared, the threat of eviction removed and full rent being paid going forward the customer's mental wellbeing improved.

Case Study 2: A family of 7, living in an Registered Social Landlord property were on a waiting list for a new property but due to rent arrears and not making regular repayments were unable to gain enough status to improve their chances of a Tenancy being offered. Customers were juggling their finances due to a change in their health-related benefits, their mental health being affected by debts and overcrowding and one family member attending a school outside of the catchment area due to bullying. A Homelessness Prevention Discretionary Housing Payment was awarded to clear the minimal arrears and as a result their prospects and health improved.

Case Study 3: Intensive Family Support Service

Two children were living at home with both parents, with their emotional and physical wellbeing impacted by parental substance misuse, and inadequate home conditions. The children were frightened when their father was under the influence of alcohol and were unable to predict his behaviours. Mother has a physical disability, which has impacted upon her own motivations to change the environment for her children. Both children were placed on the Child Protection Register in September 2018. The parents have now separated, with the children living with their mother, having contact at the weekend, during the day with their father. Intensive Family Support Service worked with the family from February 2019, with a focus on the following areas : • supporting both parents to implement appropriate boundaries and strategies in the home • support mother to declutter the home • support oldest child in understanding the importance of personal hygiene • providing information and practical advice on healthy eating involve the children in cooking healthy meals. • parents undertaking an exercise to consider their parenting styles, using an established model. Parents have shared that they realise that they have to consider cohesive parenting to implement the boundaries and structures required to ensure that the children feel secure, safe and encouraged. Also, IFSS made a referral to Financial Inclusion Team to address access to Benefits and financial management.

Young People A and B - race

Two young people A and B were also active members of DGMA youth groups campaigned and contested the Youth Council Election- they are now elected as Youth Councillors. A and B bring lived experience of race issues to the Youth Council and encourage minority communities' involvement in public life.

YP C - disability

C is a young person with a rare condition, Cerebellar Ataxia, who has been a member of DG Voice for approximately three years. A scooter is used and a service dog. C has attained a business/computing degree and has knowledge on a number of policy issues. DG Voice nominated C to join the Board of Inclusion Scotland. C is also an Ambassador for Ataxia UK, and active in Riding for the Disabled Association Incorporating Carriage Driving (RDA); and is a strong voice for disabled people in our region.

YP – D

D is 16 years old and transgender, first referred to LGBT Youth Scotland three years ago, having 1:1 support and attending youth groups. There have been challenges in coming out in school, with a negative impact on emotional and mental health. A referral to CAMHS/social work and child meetings in place in school to ensure the best support was available to ensure safety and to be able to achieve/progress in transition in school and in life. D is now a confident, friendly and caring young person who mixes well with other young people, is now fully out at school, dresses in their true gender, changed their legal name and plans to be a befriender.

Strategies and Plans supporting the delivery of the Child Poverty Action Plan 2019/20

This table sets out the key local Strategies and Plans which have supported the delivery of our Local Child Poverty Action Plan over the last year:

Strategy or Plan	Led by	Links to LCPAR Drivers
Anti-Poverty Strategy and Action Plan	Dumfries and Galloway Council	Income from social security and benefits in kind Income from employment Costs of Living
Best Start Strategy	NHS Dumfries and Galloway	Income from social security and benefits in kind Costs of Living
Children's Services Plan	Dumfries and Galloway Council and NHS Dumfries and Galloway	Income from social security and benefits in kind Costs of Living
Community Learning and Development Partners' Strategic Plan for Dumfries and Galloway	Dumfries and Galloway Council	Income from social security and benefits in kind Income from employment Costs of Living
Digital Health and Care Strategy 2020/2024	Health and Social Care Partnership	Costs of Living
Education Plan 2019/2020	Dumfries and Galloway Council	Income from social security and benefits in kind Income from employment Costs of Living
Health and Social Care Strategic Plan and supporting Health and Social Care Locality Plans	Health and Social Care Partnership	Not directly linked to the main LCPAR drivers but overall aim to improve health and wellbeing and reduce health inequalities can contribute to the drivers
Mitigating the Impacts of Welfare Reform Outcome Focused Plan	NHS Dumfries and Galloway	Income from social security and benefits in kind Income from employment
Pregnancy and Parenthood in Young People Action Plan 2016/2026	NHS Dumfries and Galloway	Income from social security and benefits in kind Income from employment

Strategy or Plan	Led by	Links to LCPAR Drivers
Regional Economic Strategy	DGC	Income from employment
South of Scotland Economic Partnership Business Plan	South of Scotland Economic Partnership	Income from employment
Skills Development Scotland Needs Assessment	Skills Development Scotland	Income from employment

Moving Forward Draft Action Plan for 2020-23

We fully recognise the importance in ensuring that the longer-term Local Authority and Health Board response to Co-Vid 19 should not cause longer and deeper experiences of inequality, especially for children and young people. With this in mind we will make sure the future planning of and the delivery of child poverty actions is considered through a COVID-19 lens, while ensuring an equality and human rights approach is core to the work.

We will seek to utilise and build upon the resilience shown by communities and partners in responding to the pandemic. However, we must also recognise that not all communities are equal and more affluent communities will often be better placed to mobilise community support and resilience than others. We will therefore ensure that are resources and support is targeted at those communities with the most need.

We have identified the following themes as key priorities for partners to address the Drivers of Child Poverty and the High Priority Groups over the next three years:

- Costs of the school day
- Employment and employability
- Financial Inclusion and increasing income from benefits and entitlements
- Food poverty, food costs and food insecurity
- Fuel poverty
- Housing
- Transport (access and affordability)
- Wellbeing – culture, health, leisure and sport

In addition to this there are a number of actions will we take to increase our understanding of child poverty and involve stakeholders:

- Developing our evidence base including data sharing and identifying local data
- Engagement and communication, particularly people with lived experience of poverty.

A high-level summary of actions to deliver on these themes are set out below:

Action	Driver/Issue	Who/Partnership
1. Develop D&G Employability and Skills Plan	Employment/ Employability	D&G Employability and Skills Partnership
2. Develop 'Project 155' to increase the working age population	Employment/ Employability	DGC and NHSD&G
3. Contribute to the South of Scotland Regional Economic Plan	Employment/ Employability	DGC/ Regional Economic Partnership
4. Implement the 1140 hours of free childcare	Employment Cost of living	DGC (Skills, Education and Learning)

Action	Driver/Issue	Who/Partnership
5. Build on DGC Transformation Programme work, School Transport Policy and PSP model to address access and affordability of public transport for access to work and education	Employment Cost of Living	SWestrans, DGC, TSD&G Sector, PSP on community transport
6. Develop Equality Outcomes that support the High Priority Groups experiencing child Poverty	Employment Cost of Living Income	DGC; H&SCP; NHSD&G, SOSE; SDS, SWestrans
7. Review financial inclusion pathways for health	Income	H&SCP; DGC (Financial Inclusion Assessment Team); and Financial Inclusion service providers (Dumfries and Galloway Citizens Advice Service)
8. Develop approaches that reduce the 'Cost of the School Day',	Cost of Living	DGC (Skills, Education and Learning)
9. Implement approaches with RSLs to address homelessness	Cost of Living	Strategic Housing Forum and Homeless Forum including RSL partners
10. Direct support and funding to fuel poverty	Cost of Living Income maximisation	DGC, Strategic Housing Forum and RSL partners
11. Explore opportunities to ensure food poverty and food insecurity is embedded within Public Health Priority 1 (Place) and Public Health Priority 6 (Eat well, healthy weight)	Cost of Living	Public Health Priority Implementation Groups with support from DGC, TSD&G and Community Food Providers Network
12. Explore opportunities to ensure culture, play, leisure and sport is embedded within Public Health Priority 6 (healthy weight, physically active)	Cost of Living	DG Unlimited (arts); Major Festivals and Events Partnership; Physical Activity Alliance with support from Play Scotland
13. Partnership events to develop the Local Child Poverty Action Plan during 2020-2023	Communication and Engagement	Children's Services Executive Group
14. Partnership event(s) to establish opportunities and identify areas for data sharing across sectors	Data sharing and evidence base	H&SCP (Performance and Intelligence Team); DGC; TSD&G; supported by equalities groups; RSLs; and the Improvement Service
15. Develop a Communication and Engagement Plan	Communication and Engagement	DGC; NHS D&G; and H&SCP;